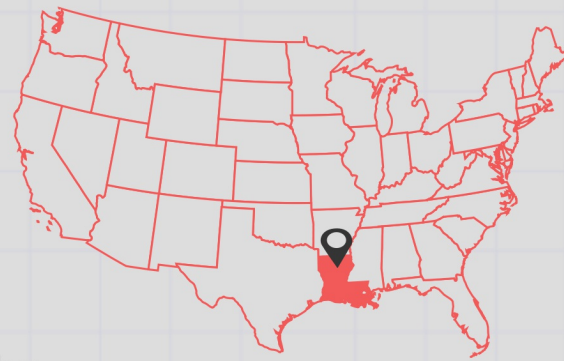


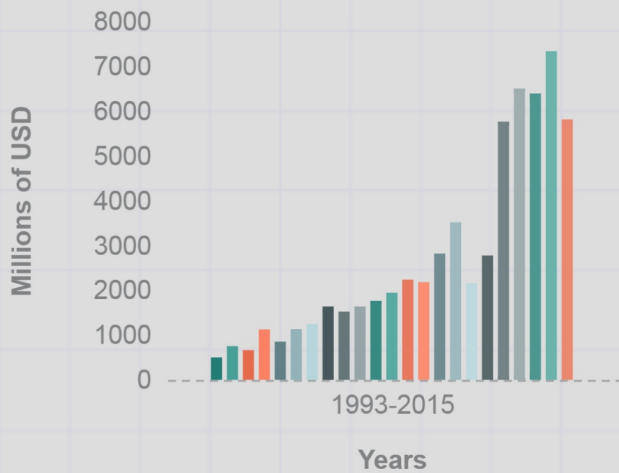
# Louisiana

## TRADE FACTSHEET



- + In 2014, trade with Mexico supported 65,400 jobs.
- + Mexico was the 2nd largest export market for Louisiana in 2015.
- + Exports to Mexico totaled 5.9 billion USD in 2015.

### Louisiana's Exports to Mexico




- + Since 1993, Louisiana's exports to Mexico have grown 1,060%.
- + Mexico accounted for 12% of Louisiana's exports worldwide in 2015.
- + Mexican investment supports over 500 jobs in Louisiana. For instance, Group Lala's Borden Dairy Company employs 66 people in Lafayette.
- + Top export industries:  
 Petroleum & Coal Products (41%),  
 Agricultural Products (22%),  
 Chemicals (13%),  
 Machinery, Except Electrical (9%),  
 Fabricated Metal Products, NesoI (5%),  
 Others (10%)

### Exports by Congressional District (2014)

Congressional District	Value of Exports to Mexico*	Share of LA Exports to the World	Top 2 Industries Exporting to Mexico
1	\$774	11%	1. Petroleum & Coal Products ..... 2. Ag & Construction Machinery
2	\$1,445	11%	1. Petroleum & Coal Products ..... 2. Resins & Synthetic Fibers
3	\$1,610	11%	1. Petroleum & Coal Products ..... 2. Ag & Construction Machinery
4	\$468	10%	1. Petroleum & Coal Products ..... 2. Boilers, Tanks & Containers
5	\$418	11%	1. Petroleum & Coal Products ..... 2. Oilseeds & Grains
6	\$1,796	12%	1. Petroleum & Coal Products ..... 2. Resins & Synthetic Fibers

\*Goods and services, In millions of US dollars

Follow our #USMxEcon series on social media:



Sources:  
 Trade and Nafta Office/ Mexico's Ministry of the Economy/ Washington, DC  
 Wilson Center, Growing Together: Economic Ties Between the United States and Mexico  
 United States Census Bureau  
 The Trade Partnership, Washington DC, from the U.S. Bureau of the Census and the U.S. Department of Agriculture